


# VAM Chassis for Frames

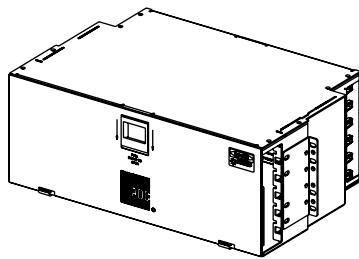
## Industry-Standard ODF Chassis for WideVAM®

ADC KRONE's WideVAM® family of products allows for an even more efficient integration of optical components into the ODF. WideVAM chassis are available for both industry-standard 19- and 23-inch optical distribution frames. The WideVAM chassis continues to provide the utmost protection, modularity and flexibility for all optical component needs.

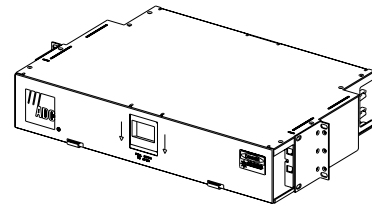
The WideVAM incorporates 18 front and 12 rear ports to provide 50 percent more density than the standard VAM.



WideVAM Chassis and WideVAM



FVM-19X700W



FVM-19X350W-M6

### Ordering Information

Description	Dimensions (HxWxD)	Catalogue Number
<b>7" WideVAM chassis, unloaded;</b> for 19" or 23" mounting environments; accommodates 6 WideVAM	178 mm x 483 mm x 303 mm (7" x 19" x 11.9")	FVM-19X700W
<b>7" WideVAM chassis, unloaded;</b> for ETSI mounting environments; accommodates 6 WideVAM	178 mm x 484 mm x 303 mm (7" x ETSI x 11.9")	FVM-ETSIX700W
<b>3.5" WideVAM chassis, unloaded;</b> for 19" or 23" mounting environments; accommodates 2 WideVAM	89 mm x 483 mm x 304 mm (3.5" x 19" x 12")	FVM-19X350W-M6
<b>3.5" WideVAM chassis, unloaded;</b> for ETSI mounting environments; accommodates 2 WideVAM	89 mm x 484 mm x 304 mm (3.5" x ETSI x 12")	FVM-ETSIX350W-M6

See the following pages for module ordering information:

- Monitor Modules 17-19
- Splitter Modules 21-23
- WDM Modules 25
- CWDM Modules 27-28